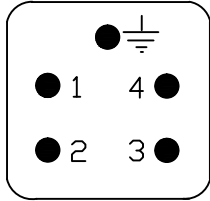
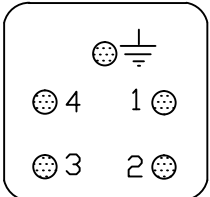


PLUG



VIEW FROM
CABLE SIDE

RECEPTACLE



VIEW FROM
INSIDE CABINET


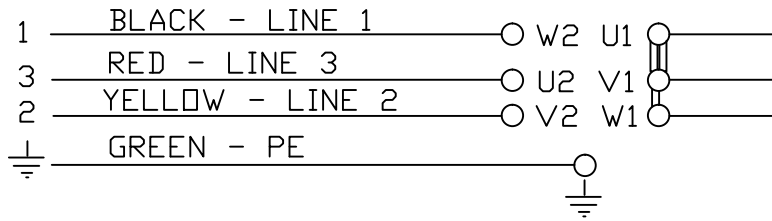
HIGH VOLTAGE 4 PIN CONECTOR

PLUG : HA 3INSERT - LAPP 10.4310/HARTING 09200042611

HOOD : HA 3 TOP ENTRY- LAPP 10.4265/HARTING 19200031440
HARTING 7300000287

RECEPTACLE: HA 4 INSERT- LAPP 10.4320/HARTING 09200042711

HOOD : HA 4 SIDE ENTRY- LAPP 10.4235/HARTING 09200030801



CCW ROTATION

200-4015 VAC 50 HZ -

WIRING TO NE 60204-1 STD Y CONFIGURATION

MOTOR CIRCUIT

LOW VOLTAGE 6 PIN CONECTOR

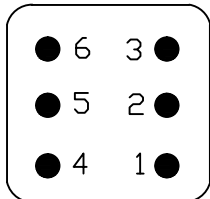
PLUG : STA 6 INSERT - LAPP 10.4881/ HARTING 09700062616

HOOD : HA 3 TOP ENTRY- LAPP 10.4265/ HARTING 19200031440
HARTING 7300000287

RECEPTACLE: STA 6 INSERT- LAPP 10.4861/HARTING 09700062813

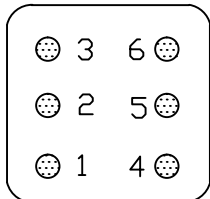
HOOD : HA 4 SIDE ENTRY- LAPP 10.4235/ HARTING 09200030801

PLUG

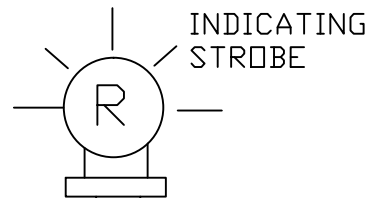


VIEW FROM
CABLE SIDE

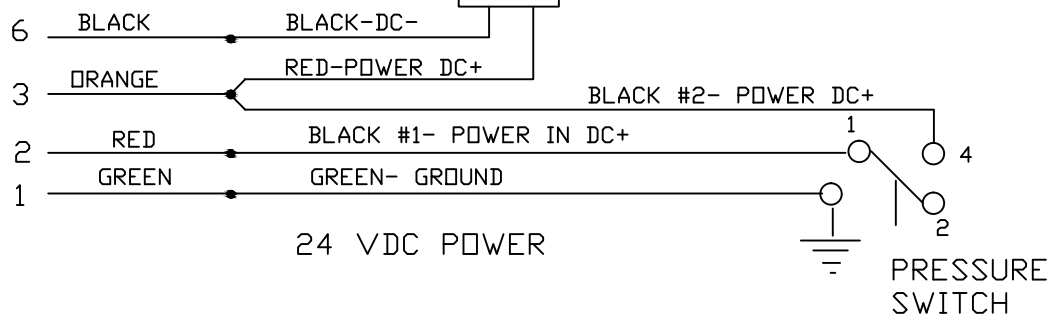
RECEPTACLE



VIEW FROM
INSIDE CABINET



INDICATING
STROBE



24 VDC POWER

PRESSURE
SWITCH

WARNING LIGHT CIRCUIT

ASSEMBLY NOTES:

MALE PLUGS MOUNTED ON CABLE

FEMALE RECEPTACLE SHIPPED LOOSE

DWG. TITLE 810-039CE WIRING		HTI FILTRATION		810-039CE WIRING SCHEMATIC				
PROJECT DESCRIPTION STOLLE EQUIPMENT STANDARD 3 PHASE FILTER		11820 WESTERN AVE. STANTON, CA 90680		B	03-06-05	SP	SP	AMEND WIRE COLORS
DRAWING NO. 810-039 CE WD				REVISION A	CUST. CONTR. NO. -	A	09-06-02	SP
				REV.	DATE:	DRWN BY	CHKD BY	DESCRIPTION
				CUSTOMER STOLLE EQUIPMENT				