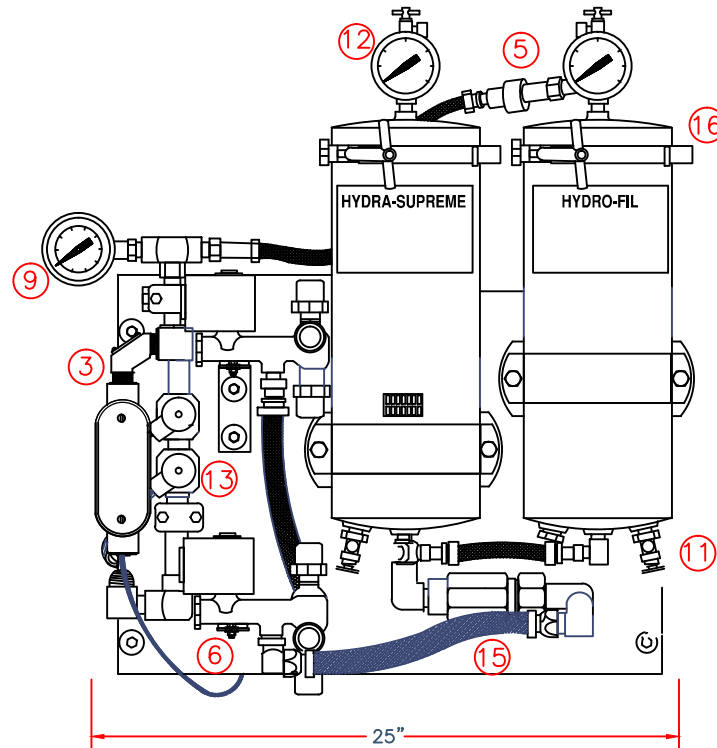
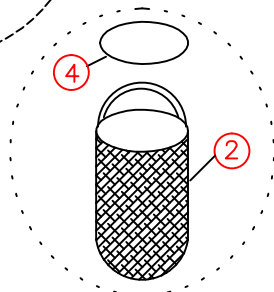
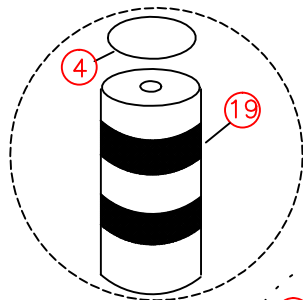


MOTOR & PUMP



BILL OF MATERIAL

ITEM NO.	DESCRIPTION	DWG. NO
1		
2	H050-OWB	800-004
3	FLOW SENSOR	620-010
4	O-RING	270-004
5	QDC - M,F	430-001,002
6	SOLENOID VALVE	430-051
7	BLEED COCK	430-004
8	PUMP	770-015
9	TEMPERATURE GAUGE	610-003
10	COMPOUND GAUGE	610-013
11	DRAIN COCK	430-004
12	PRESSURE GAUGE	610-010
13	PRESSURE SWITCH	620-001
14	PRESSURE GAUGE	610-009
15	CHECK VALVE	430-079
16	LID CLAMP	540-005
17	MOTOR 3 PHASE 50- 60 HZ	780-015
18	MOTOR 3 PHASE 575 V	780-003
19	POPE FILTER	800-016
20		

DWG. TITLE			
ASCR5 FILTRATION SYSTEM AND PUMP			
PROJECT DESCRIPTION			
ANGELUS F029H614 ABH4			
JOB NO.	DRAWING NO.	REVISION	CUST. CONTR. NO.
-	830-011 PL	E	-

**HTI
FILTRATION**

11820 WESTERN AVE.
STANTON, CA 90680

830-011 PARTS LIST					
E	08/20/08	SP	SP	ADD CHECK VALVE	
D	09/02/04	SP	SP	SHOW PUMP FITTINGS	
C	03/01/04	SP	SP	CHANGE FLOW SENSOR	
REV.	DATE:	DRWN BY	CHKD BY	DESCRIPTION	
CUSTOMER					
ANGELUS SANITARY CAN					